

Planet Word

Self-guided group visit rotation schedule #1

The museum has galleries on three floors.
Your group visit can be divided into approximately three 30 minute chunks. **You should travel from floor 3 to 2 to 1.**

Step 1: Floor 3

Spend your first 30 minutes on the third floor.

Step 2: Floor 2

Spend your second 30 minutes on the second floor.

Step 3: Floor 1

Spend your last 30 minutes on the first floor (including the gift shop, historical exhibit, and visiting the Speaking Willow outside.)

Museum Map




There may be other groups on your floor so please practice social distancing between groups!




Group Guidelines

We rely on adult chaperones to help model and reinforce positive visitor behavior. Please practice these rules with your students:



Groups must stay with their chaperone at all times!



The Museum includes exhibits where students can create their own ads or leave written notes on the exhibit walls.

Chaperones: Please ensure that the students are taking turns and being respectful.



We encourage visitors to speak with the exhibits, but please do not scream. The exhibits work best if you speak clearly, directly into the microphone.




Please be gentle with our hands-on experiences.



Walk, do not run, in the museum.



Food and drinks are not allowed in the galleries. We have water fountains available on each floor.



Listen for and follow any instructions from Planet Word staff!

Inappropriate language and/or behavior will not be tolerated and may result in removal from the Museum.

Planet Word

Self-guided group visit rotation schedule #2

The museum has galleries on three floors.
Your group visit can be divided into approximately three 30 minute chunks. **You should travel from floor 2 to 1 to 3.**

Step 1: Floor 2

Spend your first 30 minutes on the second floor.

Step 2: Floor 1

Spend your second 30 minutes on the first floor.
(including the gift shop, historical exhibit, and visiting the Speaking Willow outside.)

Step 3: Floor 3

Spend your last 30 minutes on the third floor.

Museum Map




There may be other groups on your floor so please practice social distancing between groups!




Group Guidelines

We rely on adult chaperones to help model and reinforce positive visitor behavior. Please practice these rules with your students:



Groups must stay with their chaperone at all times!



The Museum includes exhibits where students can create their own ads or leave written notes on the exhibit walls.
Chaperones: Please ensure that the students are taking turns and being respectful.



We encourage visitors to speak with the exhibits, but please do not scream. The exhibits work best if you speak clearly, directly into the microphone.




Please be gentle with our hands-on experiences.



Walk, do not run, in the museum.



Food and drinks are not allowed in the galleries.
We have water fountains available on each floor.



Listen for and follow any instructions from Planet Word staff!

Inappropriate language and/or behavior will not be tolerated and may result in removal from the Museum.

Planet Word

Self-guided group visit rotation schedule #3

The museum has galleries on three floors.
Your group visit can be divided into approximately three 30 minute chunks. **You should travel from floor 1 to 3 to 2.**

Step 1: Floor 1

Spend your first 30 minutes on the first floor.
(including the gift shop, historical exhibit, and visiting the Speaking Willow outside.)

Step 2: Floor 3

Spend your second 30 minutes on the third floor.

Step 3: Floor 2

Spend your last 30 minutes on the second floor.

Museum Map




There may be other groups on your floor so please practice social distancing between groups!




Group Guidelines

We rely on adult chaperones to help model and reinforce positive visitor behavior. Please practice these rules with your students:



Groups must stay with their chaperone at all times!



The Museum includes exhibits where students can create their own ads or leave written notes on the exhibit walls.
Chaperones: Please ensure that the students are taking turns and being respectful.



We encourage visitors to speak with the exhibits, but please do not scream. The exhibits work best if you speak clearly, directly into the microphone.




Please be gentle with our hands-on experiences.



Walk, do not run, in the museum.



**Food and drinks are not allowed in the galleries.
We have water fountains available on each floor.**



Listen for and follow any instructions from Planet Word staff!

Inappropriate language and/or behavior will not be tolerated and may result in removal from the Museum.