

My Visit to Planet Word: What to Expect

A Social Narrative





I am going to visit **Planet Word**. Planet Word is an interactive museum about words and language.



COURTYARD



I can enter the courtyard by taking a few stairs or the ramp.

I can see a sculpture of a tree. It is called the ***Speaking Willow***.

When I go underneath it, I can hear it speak to me in different languages.



LOBBY



When I enter the lobby, the Planet Word staff will help me check in at the **welcome desk**.

The staff wear a nametag and a lanyard.

If I have a question or need help, I can ask a staff member.

If I want, I can borrow a sensory map or a sensory kit. I can return them when I'm ready to leave the museum.





GIFT SHOP

Behind the welcome desk is **Present Perfect**, Planet Word's gift shop. I can go into the gift shop if I want to buy something or just to look.



GETTING AROUND PLANET WORD




NAVIGATION

The galleries are self-guided, so there are no tour guides.

The galleries are on levels 1, 2, and 3.

I can start on the **third floor** and go down each floor back to the lobby.


I can choose how long I visit each gallery and in what order.





NAVIGATION


There are two elevators and two sets of stairs on either side of the lobby. I can take the elevator or the stairs to the exhibits. If I take an elevator, I can see pictures of books inside.





SENSORY EXPERIENCE

At Planet Word, there are changing lights and sounds. I can look at my [sensory map](#) to find these spaces. If a space has too many lights and sounds, I can move to a different space.



Quiet Area



Surprise Area
(changes in light
and/or sound)



Loud Noises



SENSORY EXPERIENCE

The exhibits at Planet Word are **interactive**.


Sometimes, I can talk to an exhibit with my voice, talker, or touching a button.

Sometimes, the exhibits will talk to me.

Most speaking parts also have captions in English.

Sound may echo. If it is too noisy, I can ask staff for noise-cancelling headphones or a sensory kit.

If it is too noisy or too crowded, we can move to a different gallery or ask a staff member for a quiet room.





LOBBY/RESTROOMS

There are bathrooms on every floor.



There are single stall, gender neutral restrooms on the first floor by the welcome desk.

I will let my grown-up know if I need to use the bathroom.

The sound of flushing toilets and hand dryers may be loud.
The toilets flush automatically.

They may flush before I am all done.

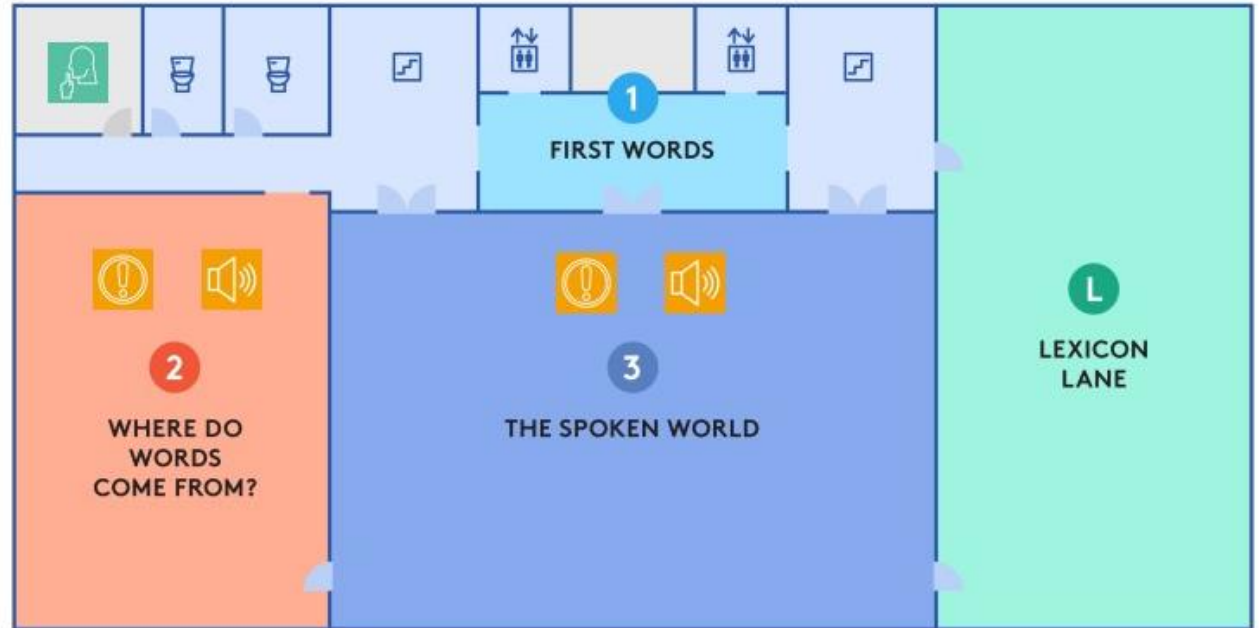
The soap dispenser and faucet come on automatically when I put my hands under them.



GALLERIES

THIRD FLOOR

THIRD FLOOR





FIRST WORDS

3

This is **First Words**. In First Words, the screens will show how babies and kids learn their first words.



These screens are not touch screens, so I will keep my fingers off the screens.





WHERE DO WORDS COME FROM?

3

This is **Where Do Words Come From?** The wall of words plays a video.



I can speak into the microphones. When the video starts, the lights will dim and the sound will start.



If I want to use captions or an ADA accessible microphone, I can go to the **microphones on the far left.**

The video is 12 minutes long. I can watch it for as long as I want.

When the video ends, the lights will come on. I can take pictures and get closer. I have to stay behind the white line.





TOUCHSCREENS

On a wall in **Where Do Words Come From?**, there are two framed touchscreen videos ready to teach me something about words.

I can touch these screens. I can listen to the display using the headphones.

These touchscreens are in most of the other galleries, too.



THE SPOKEN WORLD

3

This is **The Spoken World**. This gallery is about languages around the world.



There is a big globe made of lights.


Around the globe, there are tablets with videos of people who can teach me about their language.

I can touch or speak into the tablet to start.

I can swipe to the side of the tablet to change videos.

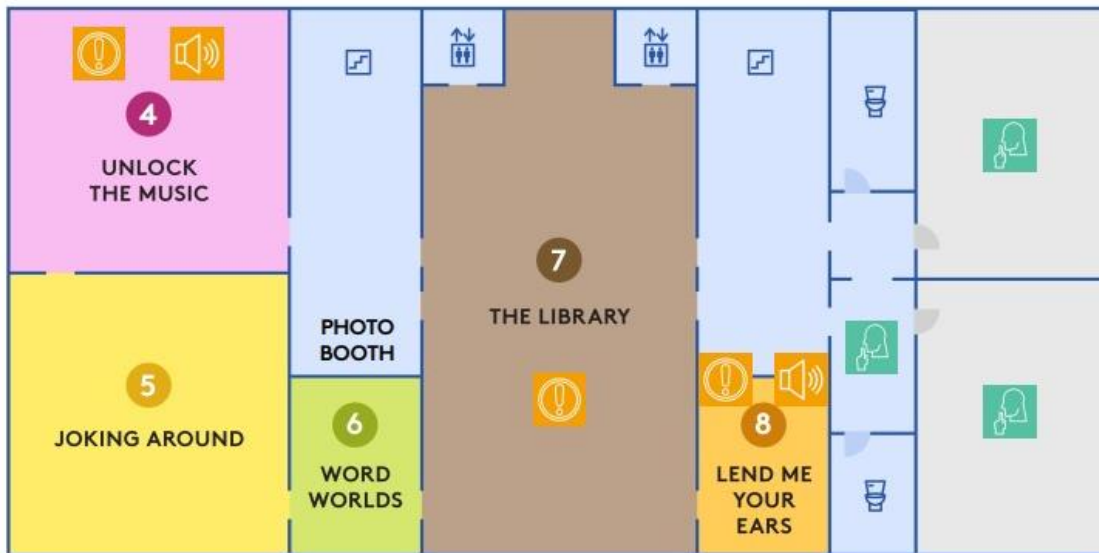
When someone finishes a lesson, the globe will light up with shapes and make some soft sounds.

There are also three touchscreen displays in this room.



SECOND FLOOR

SECOND FLOOR



KEY



RESTROOMS



STAIRS



ELEVATORS



QUIET AREA



SURPRISE AREA
(Changes in light and sound)



LOUD NOISES



PHOTO BOOTH

2

This is the **photo booth**. It is in between the Library and Unlock the Music (the karaoke room).

The photo booth is free. I can go inside and take a picture.

Once I have taken a picture, it will print outside the photo booth. I can take the photo with me.





THE LIBRARY

2

This is the **Library**. The ceiling has mirrors on it, which make the room look bigger.



The library has **four parts**:



1) Books

When I open a library book and put it in a book cradle on the table, the book will light up.

A video about the book will play on the table.

The video has sound and captions.



THE LIBRARY: POETRY NOOK

2

2) The Poetry Nook

The Library has a secret door behind a bookshelf. If I look closely, I may find the handle.

I can pull open the secret door. It's a little bit heavy.

Inside is a small room with a bench. This is the **Poetry Nook**. It is kind of dark inside.

I can sit on the bench. I can hear or read the poems on the screen.

To exit, I can push on the door.





THE LIBRARY: DIORAMAS

3) Dioramas




The Library has picture frames with mirrors. I can see myself in the mirror. Each frame can teach me about a different book.

The mirror will light up if I read the phrase on the frame out loud or rub the microphone button.

I can see a diorama with a scene from a book.

I can read more about the book by pulling out the drawer below the frame.



THE LIBRARY: TOUCHSCREENS


2

4) Touchscreens

There are also two touchscreen videos in the Library.



There is another one outside the Library by the restrooms.





LEND ME YOUR EARS



This is **Lend Me Your Ears**. It has two rooms.

In the first room, I can sit and listen to parts of speeches.

If I enter the recording booth, I can record a video of myself reciting a speech from the teleprompter. I can say the speech aloud or use sign language. When I am done recording, I have the option to email the video to myself.





WORD WORLDS

2

This is **Word Worlds**. I can pick up a paintbrush and dip it into one of the colored circles with a word.



When I gently paint on the walls with the paintbrush, the scenes on the walls will change to show what word I used.



JOKING AROUND

2

This is **Joking Around**. Joking Around is about how we use humor and tell jokes. There are 3 parts to this room:



1) Props

Behind the wall with the frames, there are bins with props. I can hold the props and ask a friend to guess the phrase printed on the back. I can also pose for pictures with the props.





JOKING AROUND

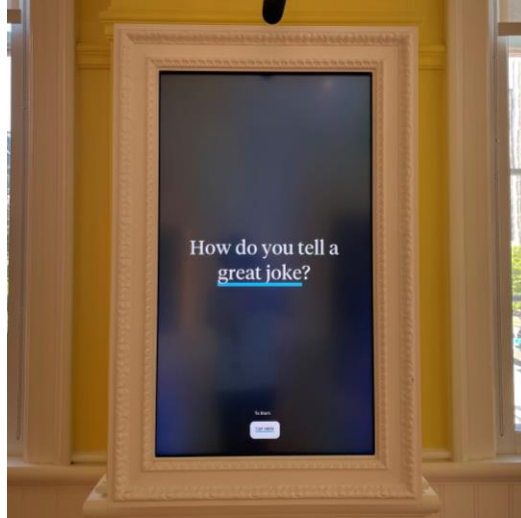


2) Don't Make Me Laugh!: A Game

There are tablets with seats. Here, I can read jokes to another person. This game needs two people to work. I may hear some people laughing. It is okay to laugh in Joking Around.

3) Touchscreens

There are three touchscreen videos I can choose to explore.





UNLOCK THE MUSIC

2

This is **Unlock the Music**, a karaoke room.

It is darker in here and has some changing lights. I can sit on the couches. I can use a tablet to pick a song from the list.



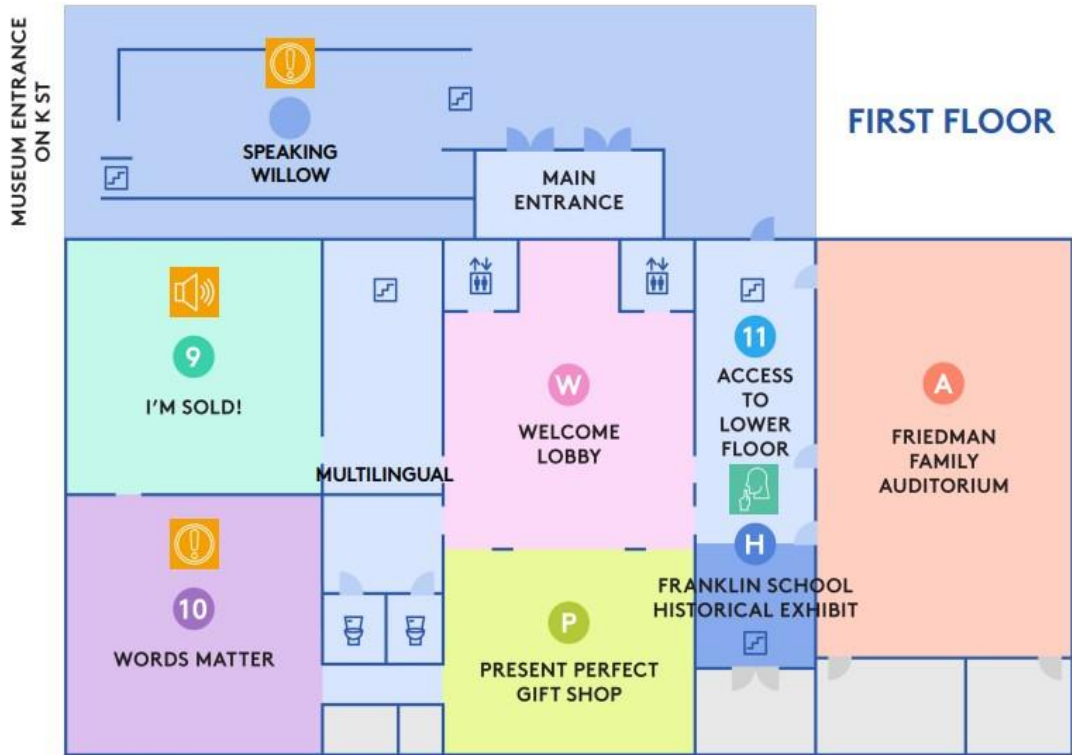
A voice will tell me about the song. The microphones will turn on when the song starts. Only part of the song will play. There will be lyrics and songwriting terms on the screen.





FIRST FLOOR

1



KEY



RESTROOMS



STAIRS



ELEVATORS



QUIET AREA



SURPRISE AREA
(Changes in light and sound)



LOUD NOISES



MULTILINGUAL

1

I can find **Multilingual** on the first floor before entering the I'm Sold! gallery.

I can type on the touchscreen what languages I use.

Multilingual will show me the languages that other people who have visited Planet Word use.





I'M SOLD!

1

I'm **Sold!** is about advertising and has a huge spiral made out of touchscreens.



At the center of the spiral I can make my own ad.

I can watch the ads move along the spiral.

There are also two touchscreen videos in this room.





WORDS MATTER

1

This is **Words Matter**, which is about the many ways words change our daily lives. In Words Matter, there are four things I can do:



1) There are screens with videos. When I get close to the screen or sit on a stool, the person on the screen will tell me their story.



2) I can write words on the paper circles and hang them up.





WORDS MATTER

1

3) In the middle of the room, there is a recording booth. It is dark inside. I can make a video of myself.

I can speak into a microphone or use sign language.

When I'm done, I can email my video to myself.



4) There are also four touchscreen videos I can choose to interact with.





LOBBY

1

When it is time to leave, I can say bye to the staff.

I may be ready to leave, or I may wish I could stay longer.

I can remember that I am always welcome to come visit Planet Word again.





Was this resource helpful? Do you have suggestions to make it better?

If you have anything to share, or would like help editing a copy of this social story for your needs, email education@planetwordmuseum.org.