

My Visit to Planet Word: What to Expect

A Social Narrative



ENTERING
PLANET WORD



I am going to visit **Planet Word**. Planet Word is an interactive museum about words and language.




COURTYARD

I can enter the courtyard by taking a few stairs or the ramp. In the courtyard is a sculpture of a tree called the ***Speaking Willow***.



The *Speaking Willow* makes bird sounds until I move under the branches. Then the lights will light up and talk to me in different languages.

If I take the steps, the *Speaking Willow* may start talking. If I take the ramp, I can choose to get close to the *Speaking Willow* to get it to talk, or I can choose to stay away.





LOBBY

When I enter the lobby, the Planet Word staff will help me check in at the **welcome desk**.

The staff wear a nametag and a lanyard. If I have a question or if I need help during my visit, I can ask a staff member. If I want, I can ask to borrow a sensory map or a sensory kit. I can return them when I'm ready to leave the museum.





GIFT SHOP

Behind the welcome desk is **Present Perfect**, Planet Word's gift shop. I can go into the gift shop if I want to buy something or just to look.



GETTING AROUND PLANET WORD




NAVIGATION

The galleries are self-guided, which means there are no tour guides. The galleries are on levels 1, 2, and 3.

Planet Word recommends starting on the **third floor** and working my way back down to the lobby. I can choose how long I visit each gallery and in what order.

4	Mansard Room Bell Terrace
3M	
3	FIRST WORDS WHERE DO WORDS COME FROM? THE SPOKEN WORLD Lexicon Lane The Great Hall
2	UNLOCK THE MUSIC JOKING AROUND WORD WORLDS THE LIBRARY LEND ME YOUR EARS Classrooms
1	I'M SOLD! WORDS MATTER Friedman Family Auditorium Gift Shop
LL	Restaurant Offices






NAVIGATION

There are two elevators and two sets of stairs on either side of the lobby.

I can take either the elevator or the stairs to the exhibits. If I take the elevator, I can see pictures of books inside.





SENSORY EXPERIENCE

At Planet Word, there are changing lights and sounds. I can look at my [sensory map](#) to find these spaces. If a space has too many lights and sounds, I can move to a different space.



Quiet Area



Surprise Area
(changes in light
and/or sound)



Loud Noises



SENSORY EXPERIENCE


The exhibits at Planet Word are interactive, and many are **touch and voice activated**.

Some will speak to me. I can speak back to them.

Most speaking parts also have captions in English.

Sound may echo in the stairwells. If anything is too noisy for me, I can come back to the welcome desk and ask for noise-cancelling headphones or a sensory kit.

Sometimes the lobby and other rooms in the museum may have too many people for me. If an area is too crowded or noisy, we can move to a different gallery or ask a staff member for a quiet room.







LOBBY/RESTROOMS

There are bathrooms on every floor. There are single stall, gender neutral restrooms on the first floor by the welcome desk.

The sound of flushing toilets and hand dryers may be loud. The toilets flush automatically. They may flush before I am all done. The soap dispenser and faucet come on automatically when I put my hands under them.



GALLERIES

THIRD FLOOR

THIRD FLOOR

KEY



RESTROOMS



STAIRS



ELEVATORS



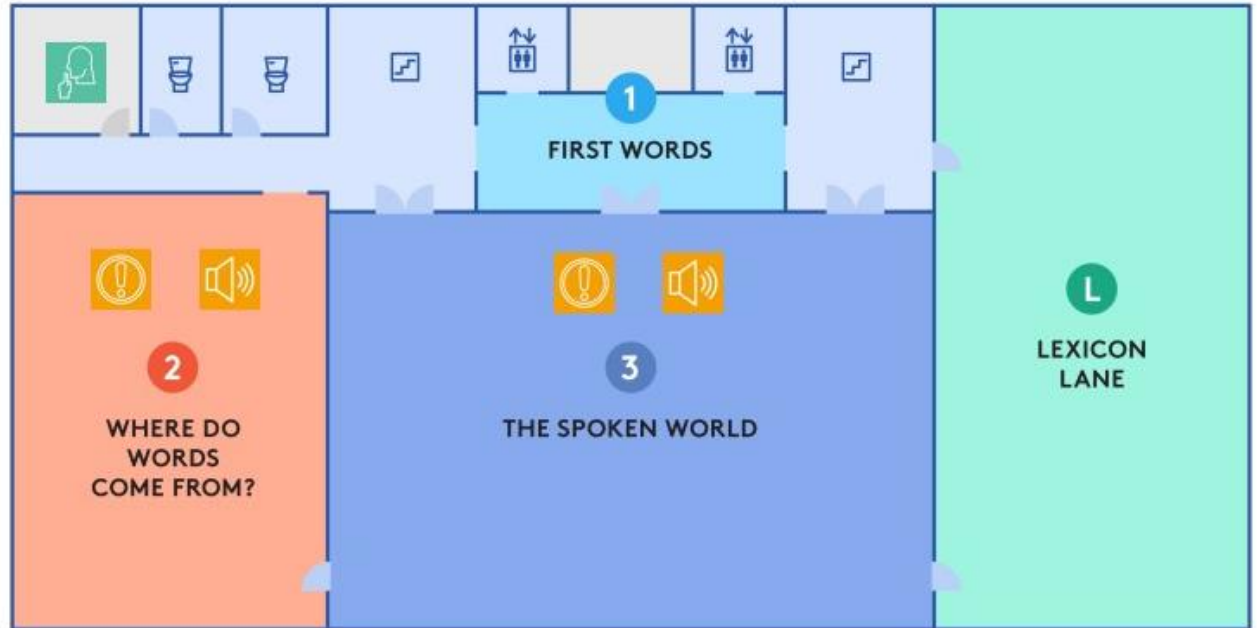
QUIET AREA



SURPRISE AREA
*(Changes in light
and sound)*



LOUD NOISES





FIRST WORDS

3

This is **First Words**. In First Words, the screens will show how babies and kids learn their first words. These screens are not touch screens.





WHERE DO WORDS COME FROM?

3

This is **Where Do Words Come From?** This gallery has a big wall of words, a row of microphones, and benches. I can sit on the benches and speak into the microphones. The video will start when someone speaks into a microphone. When the video starts, the lights will dim and the narrator's voice will play over the speakers throughout the room.



If I want to use captions or an ADA accessible microphone, I can go to the **microphones on the far left**.
The video is 12 minutes long. I can watch it for as long as I want. When the video ends, the lights will come on. I can take pictures and get closer. I have to stay behind the white line.





INTERACTIVE DISPLAYS

On a wall in **Where Do Words Come From?**, there are two framed interactive touchscreen displays ready to teach me something about words. They are in most of the other galleries, too. I can touch these screens, and I can listen to the display using the headphones or the audio out loud.




THE SPOKEN WORLD

3

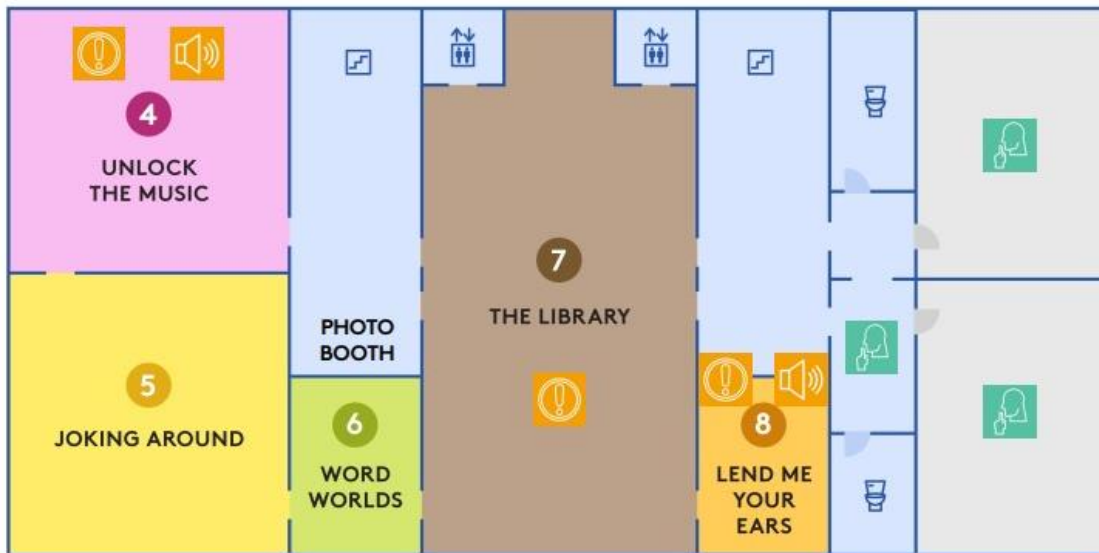
This is **The Spoken World**. This gallery is about languages around the world.

In the center of the room, there is a big globe made of lights. Around the globe, there are tablets with 3-4 videos of people on them who can teach me about their language. I can touch or speak into the tablet to start. I can swipe to the side of the tablet to change videos. When I or other people finish our language lessons, the globe will light up with shapes and make some soft sounds. There are also three interactive displays in this room.



SECOND FLOOR

SECOND FLOOR



KEY



RESTROOMS



STAIRS



ELEVATORS



QUIET AREA



SURPRISE AREA
(Changes in light and sound)



LOUD NOISES



PHOTO BOOTH

2

This is the **photo booth**. It is in between the Library and Unlock the Music (the karaoke room).

The photo booth is free. I can go inside and take a picture.

Once I have taken a picture, it will print outside the photo booth. I can take the photo with me.





THE LIBRARY

2

This is the **Library**. In the Library, there are many books, a table in the middle of the room, and seats. The ceiling has mirrors on it, which make the room look bigger. The library has **four** elements:



1) Books

I can take any book with its cover facing me off the shelves and open it in a book cradle on the table.

The book will light up, and a video about the book will play with pictures and designs projected on the table.

The video has a narrator talking about the book with captions, and may have some background sounds.

THE LIBRARY: POETRY NOOK

2

2) The Poetry Nook

The Library has a secret door behind a bookshelf. If I look closely, I may find the handle. I can pull open the secret door. It's a little bit heavy.

Inside is a small room with a bench. This is the **Poetry Nook**. I can sit on the bench. I can hear recordings of poems or read the poems on the screen. I can listen to or read as many poems as I want. To exit, I can push on the door.





THE LIBRARY: DIORAMAS

3) Dioramas

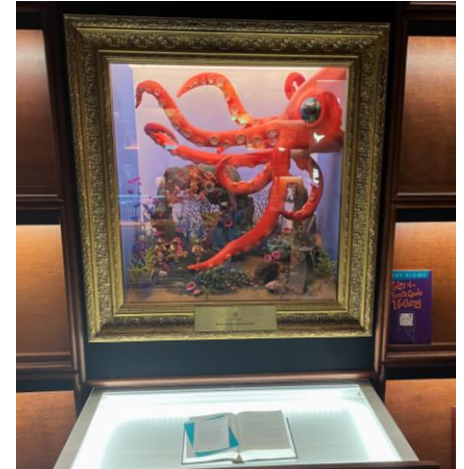


The Library also has picture frames with mirrors. I can see myself in the mirror. Each frame can teach me about a different book.

If I read the phrase on the frame out loud or rub the microphone button, the mirror will light up.

I can see a diorama with a scene from a book.

I can find the name of the book on the lit up glass, or read more about the book by pulling out the drawer below the frame.

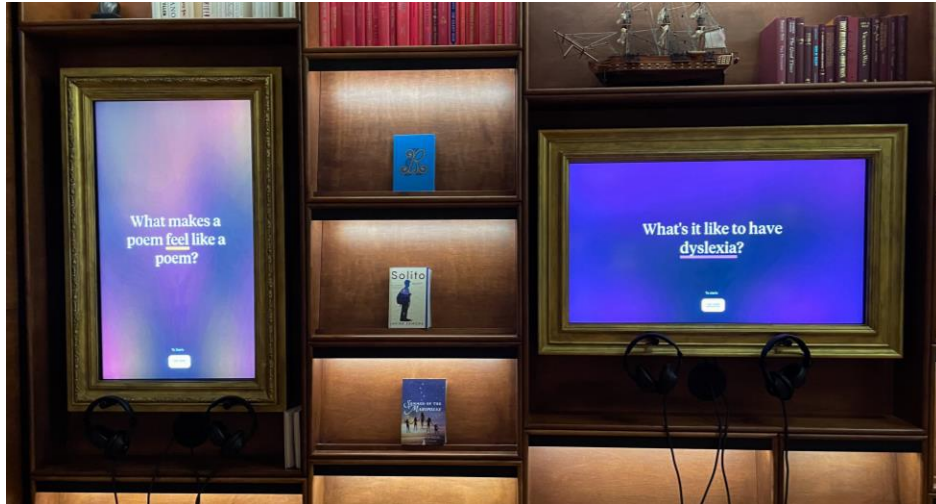


THE LIBRARY: INTERACTIVE DISPLAYS

2

4) Interactive Displays

There are also two interactive displays in the Library. There are also two in the Library, and one outside the Library by the restrooms.



LEND ME YOUR EARS

2

This is **Lend Me Your Ears**, which has two rooms. In the first room, I can sit and listen to parts of speeches.



If I enter the recording booth, I can sit at a podium and record a video of myself reciting a speech from the teleprompter. I have the option to recite the speech aloud or using sign language. When I am done recording, I have the option to email the video to myself.





WORD WORLDS

2

This is **Word Worlds**. There are slowly moving scenes projected on three walls, quiet sounds from above, and paint brushes on a ledge around the walls.



I can pick up a paintbrush and dip it into a well with a word listed above. When I gently paint on the wall with the paintbrush, the scene will change to show what word I used.



JOKING AROUND

2

This is **Joking Around**. Joking Around is about how we use humor and tell jokes. There are 3 parts to this room:

1) Props

Behind the wall with the frames, there are bins with props. I can hold the props and ask a friend to guess the phrase printed on the back. I can also pose for pictures with the props.





JOKING AROUND

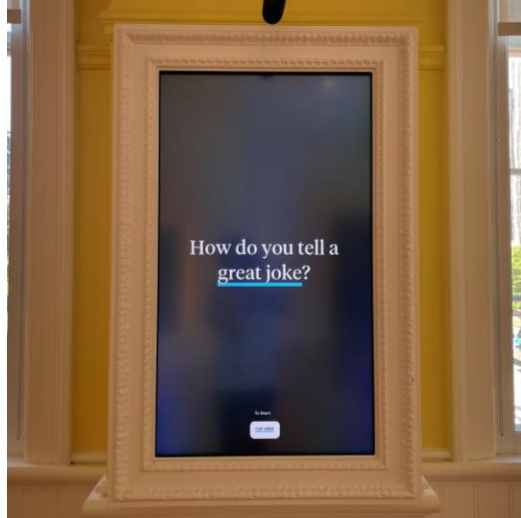


2) Don't Make Me Laugh!: A Game

This game has tablets with seats. Here, I can read jokes to another person. This game needs two people to work. I may hear some people laughing. It is okay to laugh in Joking Around.

3) Interactive displays

There are three interactive displays I can choose to explore.





UNLOCK THE MUSIC

2

This is **Unlock the Music**, a karaoke room. It is darker in here and has some changing lights. I can sit on the couches. I can use a tablet to pick a song from the list that I would like to sing or hear.



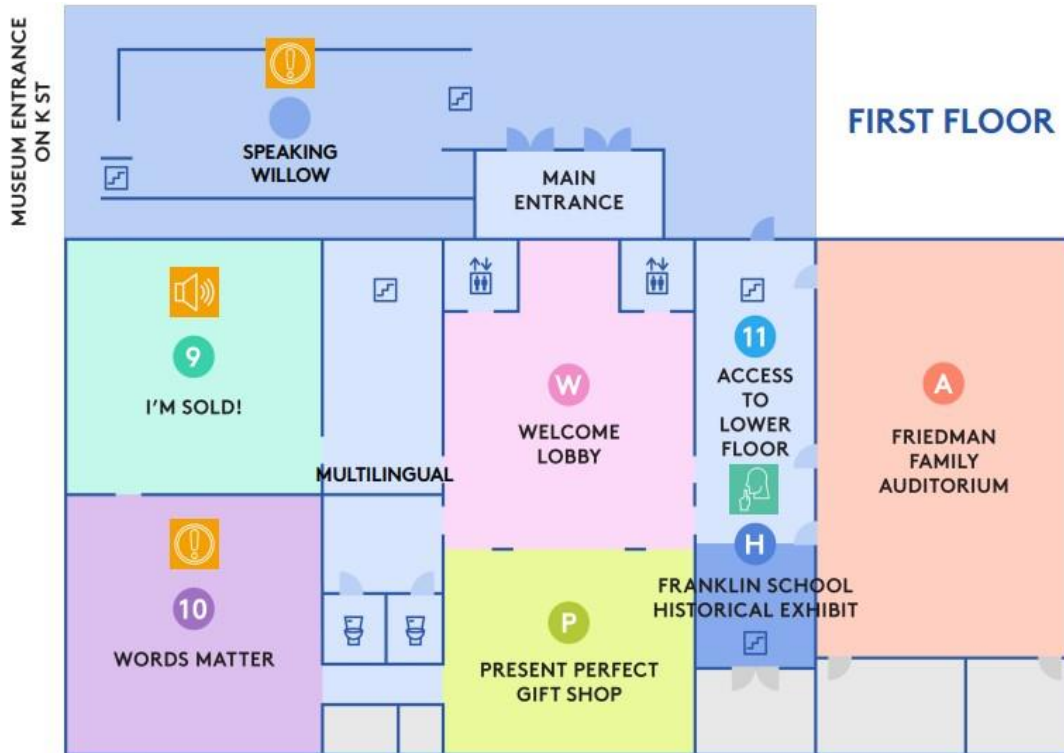
Once someone picks a song, a voice will tell me about the song, with captions on the screen. The microphones will turn on when the song starts. Only part of the song will play, and there will be lyrics and songwriting terms on the screen.





FIRST FLOOR

1



KEY



RESTROOMS



STAIRS



ELEVATORS



QUIET AREA



SURPRISE AREA
(Changes in light and sound)



LOUD NOISES

MULTILINGUAL

1

I can find ***Multilingual*** on the first floor before entering the I'm Sold! gallery. I can type on the touchscreen what languages I use. *Multilingual* will show me the languages that other people who have visited Planet Word use.





I'M SOLD!

1

I'm **Sold!** is about advertising and has a huge spiral made out of touchscreens.



At the center of the spiral I can make my own ad. I can watch the ads move along the spiral.

There are also two interactive displays in this room.





WORDS MATTER

1

This is **Words Matter**, which is about the many ways words change our daily lives. In Words Matter, there are four things I can do:



1) There are screens with recordings of people and stools in front of them. When I get close to the screen or sit on a stool, the person on the screen in front of me will begin to tell me their story.



2) I can also write words that matter to me on the paper circles and hang them up.





WORDS MATTER

1



3) In the middle of the room, there is a recording booth. It is dark inside. I can make a video about words and stories that matter to me. I can do this by speaking into a microphone or using sign language. When I'm done, I can email my video to myself.



4) There are also four interactive displays I can choose to engage with.





LOBBY

1

When it is time to leave, I can say bye to the staff. I may be ready to leave, or I may wish I could stay longer. I can remember that I am always welcome to come visit Planet Word again.





Was this resource helpful? Do you have suggestions to make it better?

If you have anything to share, or would like help editing a copy of this social narrative for your needs, email support@planetwordmuseum.org.